



FAQ

Frequently asked questions

Autolearning



Lap functions

Autolearning

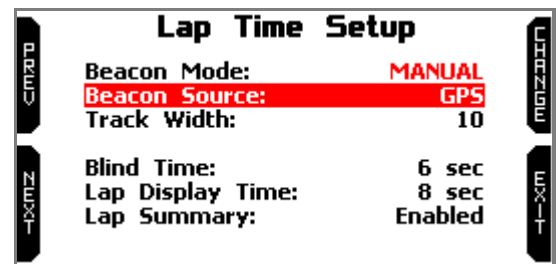
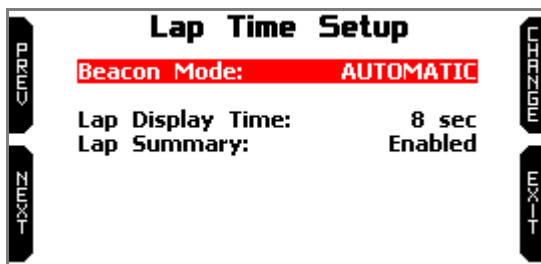
Question:

The track I'm racing on is not in Race Studio 3. What can I do?

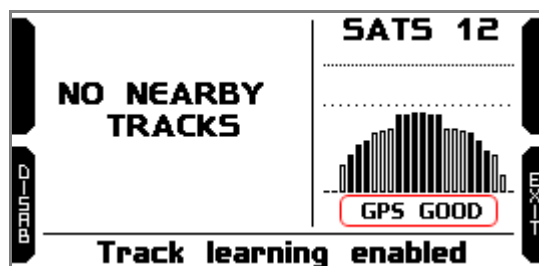
Answer:

If the map of your track is not in MyChron5 database you can create it.

- Follow this path: "MENU" -> "System Settings" -> "Lap Time Setup". Select "AUTOMATIC" or "MANUAL/GPS" mode as shown below.



- Press ">>/OFF". When MyChron5 doesn't find any nearby track (within five km), it automatically enters in "Track learning" mode and shows this page.



- When GPS signal is good MyChron5 starts recording the different points of the track.
- As soon as it realizes that it is crossing the same point for the second time it understands that the circuit is closed and sets a temporary start/finish Line, showing lap time each time the kart passes from that point.
- When the session is over, track layout appears and can be stored in MyChron5 memory; track name can be filled in.
- The first time you connect MyChron5 to a PC – using Race Studio 3 software – you can modify track information.