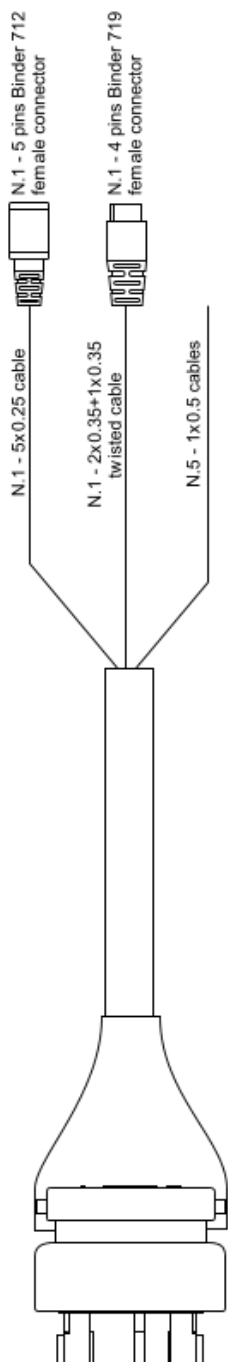
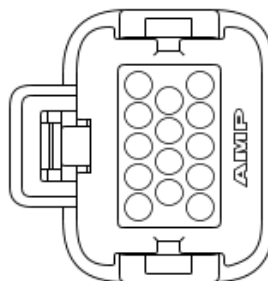




MXS Strada 1.2 standard harness for 14 pins AMP connector



14 pins AMP
female flying
connector



14 pins AMP
connector pinout
contact insertion view



4 pins Binder 719
female connector pinout
solder termination view



5 pins Binder 712
female connector pinout
solder termination view

Table of cables ending with 4 pins Binder 719 female connector

14 pins AMP connector	Cable colour	Destination connector pin	Cable type	Length	Channel	Label
11 13 12	White twisted Black Blue twisted n.c.	1 2 3 4	twisted 2x0.35+1x0.35	1100mm	USB D+ USB GND USB D- n.c.	USB

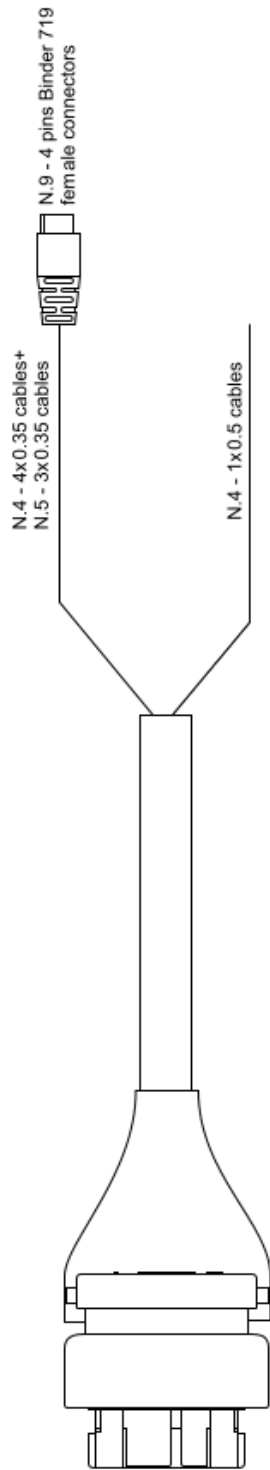
Table of cables ending with 5 pins Binder 712 female connector

14 pins AMP connector	Cable colour	Destination connector pin	Cable type	Length	Channel	Label
3 4 5 6 7	White Black Red Blue Orange	1 2 3 4 5	5x0.25 mm ²	350mm	CAN+ Exp GND Vb out CAN CAN- Exp Vb ext CAN	Exp

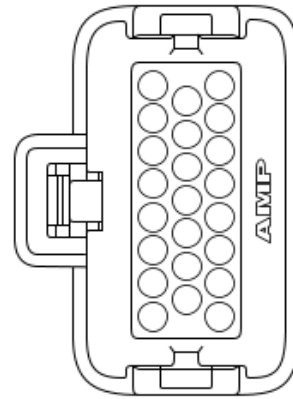
Table of not cabled cables

14 pins AMP connector	Cable colour	Cable type	Length	Label
2 1	Black Red	1x0.5 mm ² 1x0.5 mm ²	550mm	Battery GND 9-15V Power input
8 9	White Blu	1x0.5 mm ² 1x0.5 mm ²	550mm	CAN1+ / ECU RS232TX CAN1- / ECU RS232RX
14	Yellow	1x0.5 mm ²	550mm	RESERVED

MXS Strada 1.2 standard harness for 23 pins AMP connector



23 pins AMP
female flying
connector



23 pins AMP
female connector pinout
contact insertion view

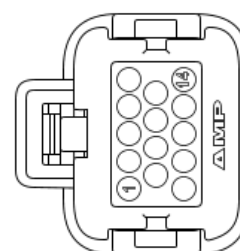
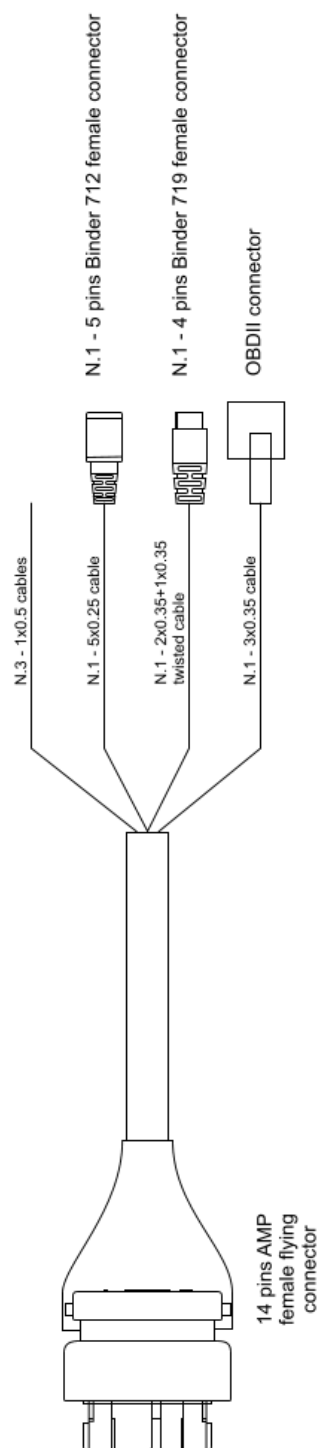


4 pins Binder 719
female connector pinout
solder termination view

Tabella dati cavi terminati con connettori Binder 719 - 4 pin femmina						
23 pins AMP Connettor pin	Cable colour	Destination connector pin	Cable type	Length	Channel	Label
1 2 3 4	White Black Red Blue	1 2 3 4	4x0.35mm ²	340mm	+Analog channel 1 Analog GND +Vb output +Vreference	Channel 1
5 2 3 4	White Black Red Blue	1 2 3 4	4x0.35mm ²	340mm	+Analog channel 2 Analog GND +Vb output +Vreference	Channel 2
6 7 8 9	White Black Red Blue	1 2 3 4	4x0.35mm ²	360mm	+Analog channel 3 Analog GND +Vb output +Vreference	Channel 3
10 7 8 9	White Black Red Blue	1 2 3 4	4x0.35mm ²	360mm	+Analog channel 4 Analog GND +Vb output +Vreference	Channel 4
11 2 nc 13	White Black n.c. Blue	1 2 3 4	3x0.35mm ²	380mm	+Analog channel 5 Analog GND nc +Vreference	Channel 5
14 12 nc 13	White Black n.c. Blue	1 2 3 4	3x0.35mm ²	380mm	+Analog channel 6 Analog GND nc +Vreference	Channel 6
15 12 nc 16	White Black n.c. Blue	1 2 3 4	3x0.35mm ²	400mm	+Analog channel 7 Analog GND nc +Vreference	Channel 7
17 12 nc 16	White Black n.c. Blue	1 2 3 4	3x0.35mm ²	400mm	+Analog channel 8 Analog GND nc +Vreference	Channel 8
18 19 3	White Black n.c. Blue	1 2 3 4	3x0.35mm ²	320mm	Speed 1 GND +Vb output nc	Speed

Table of not cabled cables				
23 pins AMP connector pin	Cable colour	Cable type	Length	Label
20 21 22 23	Red White White Blue	1x0.5 mm ² 1x0.5 mm ² 1x0.5 mm ² 1x0.5 mm ²	550mm	Low Side digital output RPM Input CAN2+ CAN2-

MXS Strada 1.2 harness for 14 pins AMP connector with OBDII connector



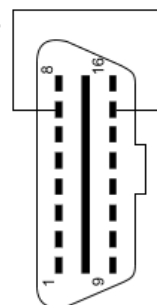
14 pins AMP female connector pinout contact insertion view



4 pins Binder 719 female connector pinout solder termination view



5 pins Binder 712 female connector pinout solder termination view



16 pins OBDII flying connector pinout solder termination view

Connect pins 7-15

Table of cables ending with 4 pins Binder 719 female connector

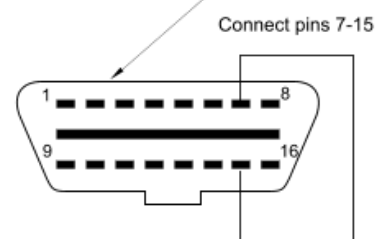
14 pins AMP connector pin	Cable colour	Destination connector pin	Cable type	Length	Channel	Label
11 13 12	White twisted Black Blue twisted n.c.	1 2 3 4	twisted 2x0.35+1x0.35	1100 mm	USB D+ USB GND USB D- n.c.	USB

Table of cables ending with 5 pins Binder 712 female connector

14 pins AMP connector pin	Cable colour	Destination connector pin	Cable type	Length	Channel	Label
3 4 5 6 7	White Black Red Blue Orange	1 2 3 4 5	5x0.25 mm ²	350 mm	CAN+ Exp GND Vb out CAN CAN- Exp Vb ext CAN	Exp

Table of cables ending with OBDII male connector

14 pins AMP connector pin	Cable colour	Destination connector pin	Cable type	Length	Channel	Label
8 9 10	White Black Blue	6 14 7	3x0.35 mm ²	1200 mm	CAN1+ ECU CAN1- ECU K-Line ECU	OBDII


Table of not cabled cables

AMP 14 pins connector pin	Cable colour	Cable type	Length	Label
2 1 14	Black Red Yellow	1x0.5 mm ² 1x0.5 mm ² 1x0.5 mm ²	550 mm	Battery GND 9-15V Power input RESERVED