



AiM User Guide

Kit EVO4S/SOLO 2 DL for
MV Agusta F3 from 2012
MV Agusta F4 from 2013

Release 1.00





1

Models and years

This manual explains how to connect EVO4S and SOLO 2 DL to the bike engine control unit (ECU).

Compatible models are:

- MV Agusta F3 675 from 2012
- MV Agusta F3 800 from 2012
- MV Agusta F4 1000 from 2013

Warning: for these models/years AiM recommends not to remove the stock dash. Doing so will disable some of the bike functions or safety controls. AiM Tech srl will not be held responsible for any consequences that may result from the replacement of the original instrumentation cluster.

2 Kit content and part numbers

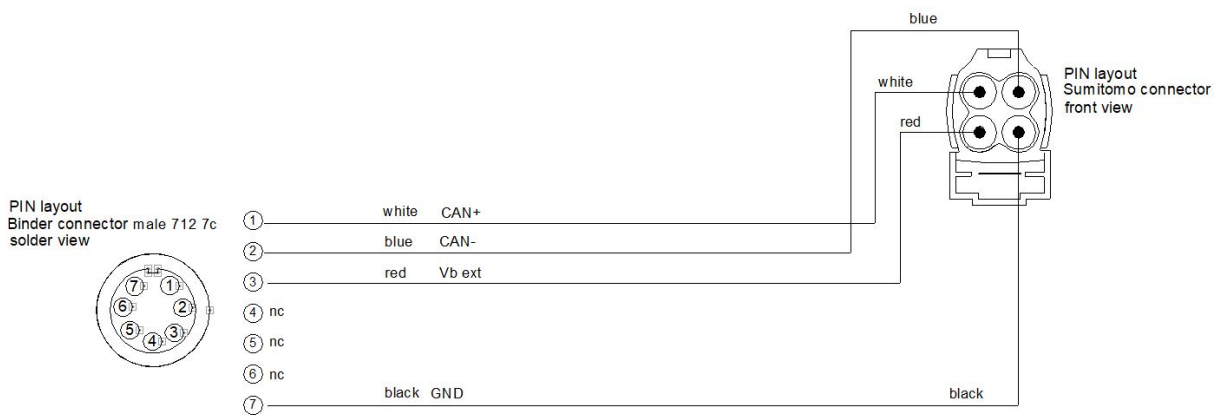
AiM developed a specific connection cable to the bike ECU for EVO4S and SOLO 2 DL.

2.1 AiM cable for EVO4S/SOLO 2 DL

Part number for **EVO4S/SOLO 2 DL** connection cable for **MV Agusta F3/F4** – shown below – is: **V02569310**.



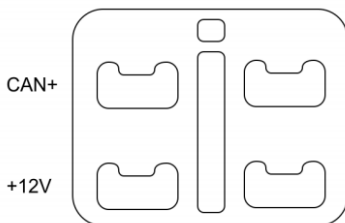


Following image shows the cable constructive scheme.



3

EVO4S/SOLO 2 DL connection

MV Agusta F3 and F4 feature data transmission via CAN through the female 4pins white connector placed under the bike seat. Here its position (lower left image) and its wires function (lower right image) are show), additionally to the connector complete pinout.



Wire colour

- CAN- • Blue/White
- Blue/Black
- Yellow/Green
- GND • Blue

Function

- CAN +
- CAN -
- +12V
- GND

4

Configuration with Race Studio 3

Before connecting EVO45/SOLO 2 DL to the bike ECU, set all functions using the AiM software Race Studio 3. The parameters to set in the AiM device configuration section are ("ECU Stream" tab):

- ECU Manufacturer: "MV_Agusta"
- ECU Model: "F3" for MV Agusta F3 675 and F3 800 from 2012, MV Agusta F4 1000 from 2013

After this first selection, enable/disable the 120Ohm resistor and the "Silent" mode on CAN Bus as follows:

<input type="checkbox"/>	Enable the CAN Bus 120 Ohm Resistor
<input checked="" type="checkbox"/>	Silent on CAN Bus

5

"MV_Agusta - F3" protocol

Received channels by EVO4S/SOLO 2 DL configured with "MV_Agusta – F3" protocol are:

NOME CANALE	FUNZIONE
ECU TRACTION	Traction Control
ECU GEAR	Active gear
ECU SPEED	Vehicle speed
ECU RPM	RPM
ECU MAPS SW	Engine maps switch
ECU ENG TEMP	Water temperature
ECU VBATT	Battery voltage
ECU INT AIR TEM	Intake air temperature
ECU MAN AIR PRES	Manifold air pressure
ECU ENG TPS	Throttle position sensor
ECU CLUTCH	Clutch switch
ECU HAND TPS	Handgrip throttle position

Technical note: not all data channels outlined in the ECU template are validated for each manufacturer model or variant; some of the outlined channels are model and year specific, and therefore may not be applicable.