

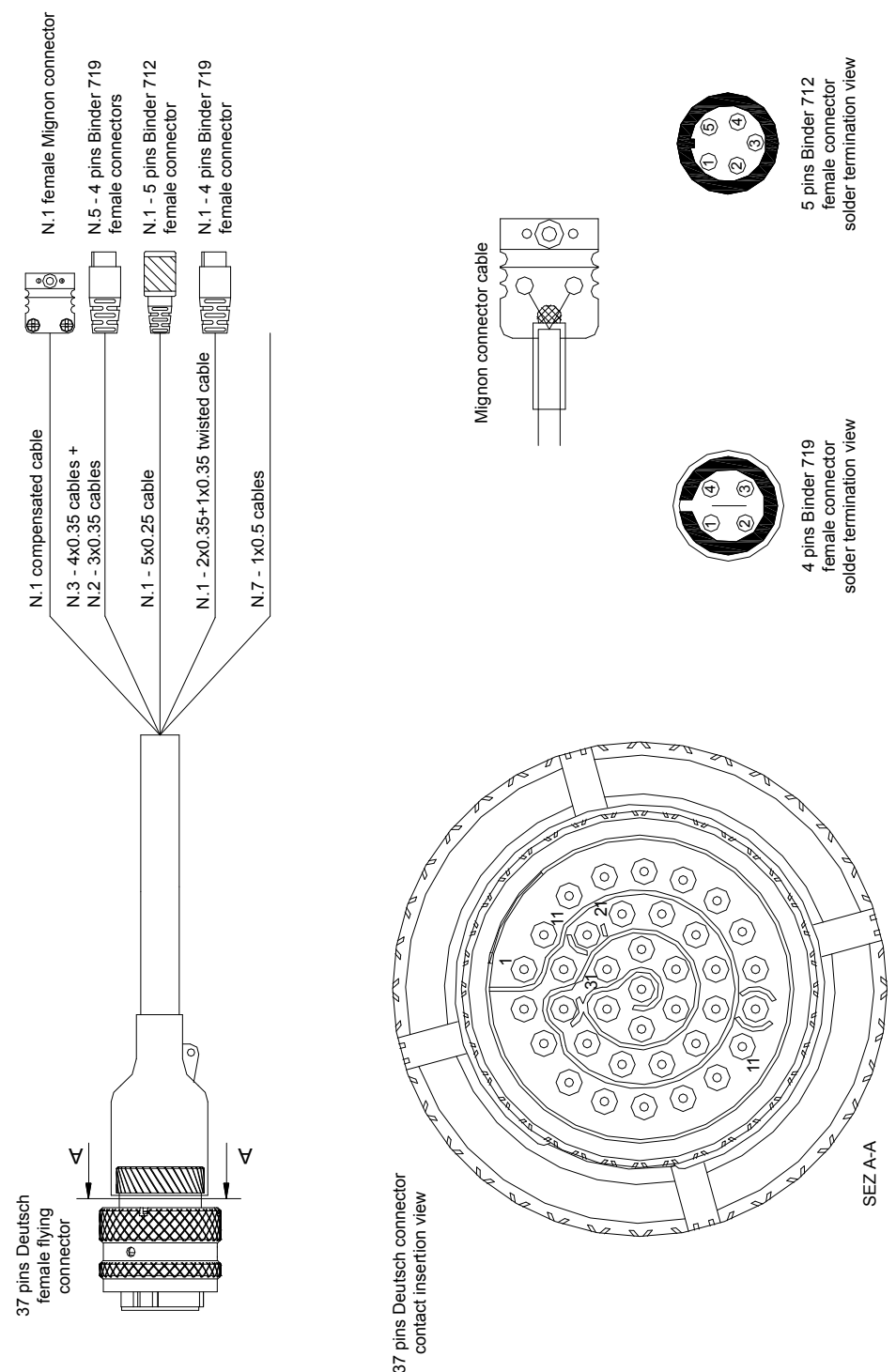




AiM Infotech


Harness of 37 pins Deutsch connector + 1
thermocouple EVO5

Release 1.00



N.rev. / Rev. N.	Descrizione / Description	Data / date	Firma / Sign	Contr. da / Ckd. by	
<div style="display: flex; justify-content: space-between;"> <div style="writing-mode: vertical-rl; transform: rotate(180deg); font-weight: bold; font-size: 1.2em;"> Harness of 37 pins Deutsch connector with 1 thermocouple for EVO5 </div> <div style="text-align: center;">  <p style="position: absolute; top: 140px; left: 260px; font-size: 0.8em;"> N.1 compensated cable N.3 - 4x0.35 cables + N.2 - 3x0.35 cables N.1 - 5x0.25 cable N.1 - 2x0.35+1x0.35 twisted cable N.7 - 1x0.5 cables </p> <p style="position: absolute; top: 140px; left: 270px; font-size: 0.8em;"> N.1 female Mignon connector N.5 - 4 pins Binder 719 female connectors N.1 - 5 pins Binder 712 female connector N.1 - 4 pins Binder 719 female connector </p> <p style="position: absolute; top: 240px; left: 560px; font-size: 0.8em;">Mignon connector cable</p> <p style="position: absolute; top: 170px; left: 780px; font-size: 0.8em;">5 pins Binder 712 female connector solder termination view</p> <p style="position: absolute; top: 340px; left: 780px; font-size: 0.8em;">4 pins Binder 719 female connector solder termination view</p> <p style="position: absolute; top: 700px; left: 250px; font-size: 0.8em;">37 pins Deutsch female flying connector</p> <p style="position: absolute; top: 690px; left: 510px; font-size: 0.8em;">37 pins Deutsch connector contact insertion view</p> <p style="position: absolute; top: 680px; left: 820px; font-size: 0.8em;">SEZ A-A</p> </div> </div>					
Rif. / Ref.	Q.tà / Q.ty	Materiale / Material		N. articolo / Item N.	
Progettato da / Designed by	Contr. da / Ckd. by	Approvato da / Approved by	Nome file / File name	Data / Date	Scala / Scale
		Titolo / Title Cavo del connettore Deutsch 37 pin con 1 termocoppia per EVO5			
		N. disegno / Drawing N. 04.586.04	Rev. / Rev.	Foglio / Sheet 1 of 3	

N.rev. / Rev. N.	Descrizione / Description		Data / date	Firma / Sign	Contr. da / Ckd. by	
Table of cables ending with 4 pins Binder 719 female connector						
37 pins Deutsch connector	Cable colour	Binder connector pin	Cable type	Lenght	Channel	Label
26 27 28 29	White Black Red Blue	1 2 3 4	4x0.35 mm ²	340 mm	Analog channel 2 GND Vbattery Vreference	Channel 2
30 31 32 33	White Black Red Blue	1 2 3 4	4x0.35 mm ²	360 mm	Analog channel 3 GND Vbattery Vreference	Channel 3
34 35 36 37	White Black Red Blue	1 2 3 4	4x0.35 mm ²	360 mm	Analog channel4 GND Vbattery Vreference	Channel 4
19 20 21	White Black Blue nc	1 2 3 4	3x0.35 mm ²	320 mm	Speed 1 GND Vbattery nc	Speed 1
16 17 18	nc Black Blue White	1 2 3 4	3x0.35 mm ²	320 mm	nc GND Vbattery Optical lap	Lap
12 14 13	White* Black Blue* nc	1 2 3 4	twisted 2x0.35+1x0.35	1100 mm	USB D+ GND USB D- nc	USB
*these two wires are twisted						
Rif. / Ref.	Q.tà / Q.ty	Materiale / Material		N. articolo / Item N.		
Progettato da / Designed by	Contr. da / Ckd. by	Approvato da / Approved by	Nome file / File name	Data / Date	Scala / Scale	
		Titolo / Title				
		Cavo del connettore Deutsch 37 pin + 1 Termocoppia per EVO5				
N. disegno / Drawing N.			04.586.04	Rev. / Rev.	Foglio / Sheet	
					2 of 3	

N.rev. / Rev. N.	Descrizione / Description				Data / date	Firma / Sign	Contr. da / Ckd. by
Table of cables ending with Mignon connector							
37 pins Deutsch connector	Cable colour	Binder connector pin	Cable type	Lenght	Channel	Label	
22 23	Yellow Red	+ -	Compensated	330 mm	Analog channel 1 GND	Channel 1	
Table of cables ending with 5 pins Binder 712 female conector							
37 pins Deutsch connector	Cable colour	Binder connector pin	Cable type	Lenght	Channel	Label	
3 4 5 6 7	White Black Red Blue Orange	1 2 3 4 5	5x0.25 mm ²	350 mm	CAN+ exp+ GND Vbattery CAN- exp Vbext	Exp. 1	
Table of not cabled cables							
37 pins Deutsch connector	Cable colour	Cable type	Lenght	Label			
15	White	1x0.5 mm ²	550 mm	RPM			
2 1	Black Red	1x0.5 mm ² 1x0.5 mm ²	550 mm	GND 9-15V Power input			
8 9 10 11	White Blue Black Blue	1x0.5 mm ² 1x0.5 mm ² 1x0.5 mm ² 1x0.5 mm ²	550 mm	CAN1+ CAN1- K line GND K line			
Rif. / Ref.	Q.tà / Q.ty	Materiale / Material			N. articolo / Item N.		
Progettato da / Designed by	Contr. da / Ckd. by	Approvato da / Approved by	Nome file / File name		Data / Date	Scala / Scale	
		Titolo / Title					
		Cavo del connettore Deutsch 37 pin + 1 termocoppia per EVO5					
N. disegno / Drawing N.				04.586.04	Rev. / Rev.	Foglio / Sheet	
						3 of 3	